







[Redacted]

[Redacted]

[Redacted]


[Redacted]







FRENCHWORLDLANGUAGE (5174)



| LIBRARY MEDIA SPECIALIST (5311) Test Company: ETS Score Range: 100-200 | All enrolled students who have completed all nonclinical courses, 2020-21 | | | | | | | | | |
|--|---|---|--|--|--|-----|----|----|------|-----|
| | Other enrolled students, 2020-21 | | | | | | 2 | | | |
| | All program completers, 2020-21 | | | | | | | | | |
| | All program completers, 2019-20 | | | | | | | | | |
| | All program completers, 2018-19 | | | | | | | | | |
| MARKETING EDUCATION (5361) Test Company: ETS Score Range: 100-200 | All enrolled students who have completed all nonclinical courses, 2020-21 | | | | | | | | | |
| | Other enrolled students, 2020-21 | | | | | | | | | |
| | All program completers, 2020-21 | | | | | | | | | |
| | All program completers, 2019-20 | | | | | | 2 | | | |
| | All program completers, 2018-19 | | | | | | | | | |
| MATHEMATICS CONTENT KNOWLEDGE (5161) Test Company: ETS Score Range: 100-200 | All enrolled students who have completed all nonclinical courses, 2020-21 | | | | | | 8 | | | |
| | Other enrolled students, 2020-21 | | | | | | 23 | 14 | 61% | 14E |
| | All program completers, 2020-21 | 2 | | | | 152 | 18 | 10 | 53% | 147 |
| | All program completers, 2019-20 | | | | | | 14 | 14 | 100% | 16E |
| | All program completers, 2018-19 | | | | | | 15 | 15 | 100% | 16E |
| MIDDLE SCHOOL SOCIAL STUDIES (5089) Test Company: ETS Score Range: 100-200 | All enrolled students who have completed all nonclinical courses, 2020-21 | | | | | | | | | |
| | Other enrolled students, 2020-21 | | | | | | 1 | | | |
| | All program completers, 2020-21 | | | | | | | | | |
| | All program completers, 2019-20 | | | | | | | | | |
| | All program completers, 2018-19 | | | | | | | | | |

| PRINC LEARNING AND TEACHING 7-12 (5324) Test Company: EIS Score Range: 100-200 | All enrolled students who have completed all nonclinical courses, 2020-21 | | | | | | | | | |
|--|---|--|--|--|--|--|----|----|------|-----|
| | Other enrolled students, 2020-21 | | | | | | 4 | | | |
| | All program completers, 2020-21 | | | | | | 51 | 35 | 69% | 161 |
| | All program completers, 2019-20 | | | | | | 18 | 18 | 95% | 171 |
| | All program completers, 2018-19 | | | | | | 26 | 26 | 100% | 177 |
| PRINC LEARNING AND TEACHING EARLY CHILD (5321) Test Company: EIS Score Range: 100-200 | All enrolled students who have completed all nonclinical courses, 2020-21 | | | | | | | | | |
| | Other enrolled students, 2020-21 | | | | | | 3 | | | |
| | All program completers, 2020-21 | | | | | | | | | |
| | All program completers, 2019-20 | | | | | | | | | |
| | All program completers, 2018-19 | | | | | | | | | |
| PRINC LEARNING AND TEACHING K-6 (5322) Test Company: EIS Score Range: 100-200 | All enrolled students who have completed all nonclinical courses, 2020-21 | | | | | | | | | |
| | Other enrolled students, 2020-21 | | | | | | 1 | | | |
| | All program completers, 2020-21 | | | | | | 33 | 21 | 73% | 165 |
| | All program completers, 2019-20 | | | | | | 9 | | | |
| | All program completers, 2018-19 | | | | | | 9 | | | |
| PROFESSIONAL SCHOOL COUNSELOR (5421) Test Company: EIS Score Range: 100-200 | All enrolled students who have completed all nonclinical courses, 2020-21 | | | | | | | | | |
| | Other enrolled students, 2020-21 | | | | | | 1 | | | |
| | All program completers, 2020-21 | | | | | | | | | |
| | All program completers, 2019-20 | | | | | | | | | |
| | All program completers, 2018-19 | | | | | | | | | |

SPEECH COMMUNICATION: CK (522)

Test Company: EIS
Score Range: 100-200

All enrolled students who have completed all nonclinical courses, 2020-21

Other enrolled students, 2020-21

All program completers, 2020-21

All program completers, 2019-20

All program completers, 2018-19

3

1

2

4

FOUNDATIONS OF READING (ESP008)

Test Company: E.S. Pearson
Score Range: 100-300

All enrolled students who have completed all nonclinical courses, 2020-21

Other enrolled students, 2020-21

All program completers, 2020-21

All program completers, 2019-20

All program completers, 2018-19

8

16

36

28

26

12

36

28

26

75%

97%

100%

100%

23%

24%

24%

24%

Note: In cases where there are less than ten students taking the assessment or license/certificate, the number passing and pass rate are not reported.

¹Tests with multiple delivery options (computer, paper, etc.) will be noted with the assessment code for one format only.

²Cut scores may vary for groups depending upon when the cut scores are established by the state and when each group completed their teacher certification or licensure assessment.

*Questions regarding tests listed by this testing company must be addressed to your state Title II Coordinator.